

DELHI PUBLIC SCHOOL, MATHURA ROAD, NEW DELHI
AISSE Exam(CLASS X 2020-21)
Result Highlights







	2017-18	2018-19	2019-20	2020-21
Aggregate	81.41%	84.01%	84.4%	86.03% ↑
No. of children appeared	349	359	352	366
90% and above	29%	41%	34%	45.08% ↑
75% and above	73%	78%	85%	87.15% ↑

School Average : 86.03% as compared 84.24 % (2019-20) NO FAILURES

Total No of students registered	366
Total No of students appeared	366
No of students Absent	0
No. of failures	0
No. of compartment	0
No. of students qualified	366 (100%)
No. of students scoring 90% and above	165
No. of students scoring 75% and above	319

TOPPERS

Position	Name of student	Percentage Marks
1	LAKSH GUPTA	99.00
2	PADAM ARORA	98.80
	APOORVA	
3	SHUBHA AGGARWAL	98.60
4	RUSHIL SINGHANIA	98.40
5	RIDDHI KUMARI	98.20

<u>1st Position</u>	<u>2nd Position</u>		<u>3rd Position</u>	<u>4th Position</u>	<u>5th Position</u>
					
LAKSH GUPTA 99 %	PADAM ARORA 98.8%	APOORVA 98.8%	SHUBHA AGGARWAL 98.6%	RUSHIL SINGHANIA 98.4%	RIDDHI KUMARI 98.20%

FULL SCORES IN THE FOLLOWING SUBJECTS

Subject Name	Score	Board Roll No.	Name of Student
MATHEMATICS STANDARD	100	14197103	KHUSHI ARORA
		14197144	LAKSH GUPTA
		14197151	RUSHIL SINGHANIA
		14197249	SHUBHA AGGARWAL
		14197251	YASHITA GOGIA
		14197270	NIMISHA AGGARWAL
		14197301	MAYANK GUPTA
		14197340	RAGHAV SEHGAL
SCIENCE	100	14197080	ISHANI JINDAL
		14197249	SHUBHA AGGARWAL
SOCIAL SCIENCE	100	14197067	AARNA GROVER
		14197128	ANANT JAIN
		14197144	LAKSH GUPTA
		14197149	PADAM ARORA
		14197207	APOORVA
		14197331	LAAVANYA DATTA
SANSKRIT	100	14197226	RIDDHI KUMARI

SUBJECTWISE DISTINCTIONS

SUBJECT	TOTAL NO. OF STUDENTS	NO. OF DISTINCTIONS	(%)
ENGLISH COMM	366	329	89.9
HINDI	250	184	73.6
MATHEMATICS STANDARD	259	242	93.4
SCIENCE	316	243	76.9
SOCIAL SCIENCE	355	308	86.8
COMPUTER APPLICATION	20	19	95
PAINTING	23	23	100
SANSKRIT	14	14	100
URDU	23	21	91.3
FRENCH	22	22	100
JAPANESE	5	5	100
GERMAN	22	20	90.9
FOOD PRODUCTION	40	33	82.5
MATHEMATICS BASIC	54	22	40.7
INFORMATION TECHNOLOGY	61	58	95.1

SUBJECTWISE BOARD GRADE PERFORMANCE

SUBJECT	TOTAL NO. OF STUDENTS	A1+A2	(%)
ENGLISH COMM	366	238	65
HINDI	250	76	30.4
MATHEMATICS STANDARD	259	229	88.4
SCIENCE	316	220	69.6
SOCIAL SCIENCE	355	237	66.8
COMPUTER APPLICATION	20	3	15
PAINTING	23	2	8.7
SANSKRIT	14	14	100
URDU	23	19	82.6
FRENCH	22	12	54.5
JAPANESE	5	3	60
GERMAN	22	3	13.6
FOOD PRODUCTION	40	5	12.5
MATHEMATICS BASIC	54	13	24.1
INFORMATION TECHNOLOGY	61	25	41

HIGHEST SCORE SUBJECTWISE

SUBJECT	HIGHEST MARKS	NAME
ENGLISH COMM	98	LAKSH GUPTA
	98	PADAM ARORA
HINDI	98	ADITI SOTA

	98	AKSHIT K BANSAL
	98	SHUBHA AGGARWAL
MATHEMATICS STANDARD	100	KHUSHI ARORA
	100	LAKSH GUPTA
	100	MAYANK GUPTA
	100	NIMISHA AGGARWAL
	100	RAGHAV SEHGAL
	100	RUSHIL SINGHANIA
	100	SHUBHA AGGARWAL
	100	YASHITA GOGIA
SCIENCE	100	ISHANI JINDAL
	100	SHUBHA AGGARWAL
SOCIAL SCIENCE	100	AARNA GROVER
	100	ANANT JAIN
	100	APOORVA
	100	LAAVANYA DATTA
	100	LAKSH GUPTA
	100	PADAM ARORA
COMPUTER APPLICATION	97	MAAHI RASTOGI
PAINTING	95	INSHA MIRZA
SANSKRIT	100	RIDDHI KUMARI
URDU	97	REHMA KIDWAI
FRENCH	99	LAKSH GUPTA
	99	PADAM ARORA
	99	RUSHIL SINGHANIA
JAPANESE	98	AKSHIT VASHISHT
	98	MATHANGI SHANKAR
GERMAN	98	GAURIKA GUPTA
FOOD PRODUCTION	93	C ANIRVAN REDDY
MATHEMATICS BASIC	94	NIKKITA TANEJA
	94	OJAS PAUL
	94	TIA MALGE
INFORMATION TECHNOLOGY	99	APOORVA
	99	MAYANK GUPTA
	99	MOHIT GUPTA
	99	RIDDHI KUMARI