

DELHI PUBLIC SCHOOL, MATHURA ROAD

PRIMARY WING

NEWSLETTER FOR THE MONTH OF JULY 2025

Dear Parents

The month of July is special as students return to school rejuvenated after the summer break. The vibrant month celebrates important occasions that remind us of sacrifice, sustainability, and friendship.

Activities on International Moon Day will spark curiosity about space and encourage scientific learning through artistic expression. On International Plastic Bag Free Day, the focus will be on environmental sustainability. Students of Class I-II will decorate cloth bags and Classes III-V will make their own paper bags using old newspapers. They will also learn about the environmental benefits of using them instead of plastic. To mark Vijay Diwas, students will engage in activities like speak a patriotic slogan, write a poem or paragraph on Indian Army. Activities to encourage students to appreciate and nurture their friendships will be organized to celebrate Friendship Day.

As we progress through the year, it is crucial to uphold the significance of these values and the wisdom they convey.




Wishing you all a wonderful and enriching month ahead!


Warm Regards



Ram Singh
Principal

DELHI PUBLIC SCHOOL, MATHURA ROAD

ACTIVITIES FOR THE MONTH OF JULY 2025

Day	Class	Activity description	Material required	Learning outcomes
1–4 July 2025 (Week 1)	I to V	<p>3 July (Thursday) – International Plastic Bag Free Day</p> <p><u>Classes I –II</u> Decorate Cloth Bags; Sorting Game – Plastic vs. Eco-friendly Put all the eco-friendly things in the cloth bag.</p>	<p>Cloth bags, markers, real/simulated objects</p> 	Raise awareness of plastic pollution, encourage sustainable habits, develop critical thinking and creativity.
		<p><u>Classes III-V</u> Students will make paper bags using old newspapers.</p>	<p>Newspaper, glue,</p>  <p>scissors</p>	developing creativity, fine motor skills, and an understanding of reuse and environmental responsibility.
7–11 July 2025 (Week 2)	I – V	<p><u>11 JULY WORLD POPULATION DAY</u></p> <p>The number of people in the world is growing every day. Global Population Awareness helps us understand how this affects our planet.</p> <p>As the population grows, we need more food, water, and space. It also means we must take care of nature, use resources wisely, and help everyone live a good life.</p> <p>Learning about population helps us make smart choices for a better and healthier world for all!</p>	<p>A-4 sheets, pencils, crayons, sketch pens</p> 	Raise awareness of sustainability and resources. Boost creativity and environmental sensitivity.

		<p><u>ClassesI-V</u> Students will be shown the following video to raise awareness on global population. https://youtu.be/C2U-wMit9WY?si=Blipj72rF0Q7UBZY</p> <p><u>ClassesI andII</u> Color a globe and learn about saving water and trees.</p> <p><u>ClassesIII,IV andV</u> Poster on 'How to Make the Earth a Better Place'.</p>		
14–18 July 2025 (Week 3)	I – V	<p><u>20 JULY INTERNATIONAL MOON DAY</u></p> <p>On July 20, 1969, Apollo 11 made history when astronauts Neil Armstrong and Buzz Aldrin became the first humans to land on the Moon. Neil Armstrong took the first step and said the famous words: <i>"That's one small step for man, one giant leap for mankind."</i></p> <p>They explored the Moon, collected rocks, and placed a flag of the United States. This mission showed how powerful human curiosity and teamwork can be. It was a big moment in science and space history!</p> <p><u>ClassesI-V</u> Students will be shown the following video to raise awareness on the Apollo 11 moon landing. https://youtu.be/hzApslPHRwo?si=pgOM5_dT4pbK4D4f</p> <p><u>ClassesI andII</u> Create a moon craft with cotton and draw astronauts.</p> <p><u>ClassesIII,IV andV</u> Write 5 facts about the moon and space.</p>	<p>Cotton, glue, black & golden paper, A-4 sheets, crayons</p> 	Spark curiosity about space. Encourage scientific learning and artistic expression.

<p>21–25 July 2025 (Week 4)</p>	<p>I – V</p>	<p><u>26 JULY VIJAY DIWAS (INDIA)</u></p> <p>Indian soldiers are real heroes who protect our country day and night. They face tough weather, climb high mountains, and stay far from their families just to keep us safe.</p> <p>They are brave, strong, and never give up—even in danger. Because of them, we can sleep peacefully at night and enjoy our freedom.</p> <p>Let us always respect and thank our soldiers for their courage and love for the nation. They make us proud every day!</p> <p><u>Classes I-V</u> Students will be shown the following video to raise awareness about bravery of Indian soldiers. https://youtu.be/pDd5gRBLrXs?si=kQ7L7nuhaluo4SHI</p> <p><u>Classes I and II</u> Color the Indian flag and say a patriotic slogan. <u>Classes III, IV and V</u> Paragraph on Indian Army pride and a patriotic poem.</p>	<p>Flag templates, colouring materials, A-4 sheets</p> 	<p>Promote patriotism and honour soldiers. Improve writing and presentation skills.</p>
<p>28–31 July 2025 (Week 5)</p>	<p>I – V</p>	<p><u>30 JULY</u> <u>INTERNATIONAL DAY OF FRIENDSHIP</u></p> <p>International Friendship Day is a special time to celebrate our friends and how they make our lives better.</p> <p>This day was started in 2011 by the United Nations. They believed that friendship between people, countries, and cultures can help create peace and bring people closer together.</p> <p>Friends help us grow, feel happy, and support each other during good and bad times. By being kind and caring, we can make the world a</p>	<p>Threads, beads, crayons, A-4 sheets, craft paper, strips of different colours, Fevicol Decoration material</p> 	<p>Encourage kindness and emotional intelligence. Foster creativity and bonding.</p>

		<p>better place.</p> <p>On this day, we remember how important it is to be a good friend—to listen, share, and care for others.</p> <p><u>ClassesI-V</u></p> <p>Students will be shown the following video to raise awareness about the value of friendship. https://youtu.be/mx-M9TrkF9I?si=h9IXGwFf6mJkvehm</p> <p><u>ClassesIandII</u></p> <p>Make friendship bands or draw best friend. https://youtu.be/YTM8330_IJc?si=G3alhqsrwHk2BiddD</p> <p><u>ClassesIII,IV andV</u></p> <p>Write a poem/paragraph on friendship and make cards.</p>		
--	--	--	--	--