

DELHI PUBLIC SCHOOL, MATHURA ROAD  
PRIMARY WING  
NEWSLETTER FOR THE MONTH OF OCTOBER 2025

Dear Parents

October ushers in pleasant weather and a festive spirit. The month begins with **Gandhi Jayanti, the International Day of Non-Violence**(October 2), reminding us of the enduring values of peace and harmony. Students will participate in activities for the **International Day for Disaster Risk Reduction** (October 13), fostering awareness of preparedness and resilience.

Observances such as **Rashtriya Ekta Diwas** and **United Nations Day**, will further enrich the school environment with global learning experiences, nurturing creativity, responsibility, and awareness.


We value your continued support in making these opportunities enriching and meaningful for our children.


Warm Regards



Principal

**DELHI PUBLIC SCHOOL, MATHURA ROAD**

**ACTIVITIES FOR THE MONTH OF OCTOBER' 2025**



Week & Date	Class	Activity description	Material required	Learning outcomes
Week 1 (29 Sept – 3 Oct)	I–V	<p><b><u>2 OCTOBER – INTERNATIONAL DAY OF NON-VIOLENCE</u></b></p> <p>Every year, 2 October is observed as the International Day of Non-Violence to commemorate the birth anniversary of Mahatma Gandhi, the Father of the Nation. Gandhiji firmly believed in the principles of truth, peace, and non-violence as the most powerful tools to bring about social and political change. This day inspires us to follow his ideals and resolve conflicts through peace and harmony.</p> <p><b>Classes I–V:</b> Students will be shown the following video:  <a href="https://www.youtube.com/watch?v=rrlM6zp77gI">https://www.youtube.com/watch?v=rrlM6zp77gI</a></p> <p><b>Classes I–II:</b> <i>Drawing Activity: “Gandhiji’s Symbols”</i>  Students will draw a charkha or peace dove and colour it to understand Gandhiji’s values of peace and simplicity.</p> <p><b><u>Video to show how charkha works</u></b></p> <p><a href="https://www.youtube.com/watch?v=2LuuFXFDLDY">https://www.youtube.com/watch?v=2LuuFXFDLDY</a></p> <p><b>Classes III–V:</b></p> <p><i>Paragraph Writing: “Non-Violence: The Strongest Weapon”</i>  Students will write a short composition on the power of non-violence and share their views in class.</p>	 <p>Drawing sheets, crayons, pencil colour</p> <p>A4 ruled sheets, pencils, erasers</p>	<p>Learners will understand Gandhiji’s values of peace and simplicity, while developing creative skills.</p> <p>Learners will reflect on Gandhian values, improve written expression, and learn about the relevance of non-violence today.</p>

<p>Week 2</p> <p>(6 – 10 Oct)</p>	I–V	<p><b>8 OCTOBER – INDIAN AIR FORCE DAY</b></p> <p>Indian Air Force Day is celebrated every year on 8th October to commemorate the establishment of the Indian Air Force in 1932. It reminds us of the brave air warriors who protect our country from the sky. On this day, we thank them for their courage and sacrifice.</p> <p><b>Classes I–V:</b> Students will be shown a video on the role and achievements of the Indian Air Force.<a href="https://www.youtube.com/watch?v=DV7AsAR_dgs">https://www.youtube.com/watch?v=DV7AsAR_dgs</a></p> <p><b>Classes I–II:</b></p> <ul style="list-style-type: none"> <li>• <i>Paper Plane Activity:</i> Students will make a paper plane, write a small wish or thank-you note for the Indian Air Force on it, and decorate/colour it.</li> </ul> <p>How to make a paper plane.</p> <p><a href="https://youtube.com/shorts/mzzmq6N9YNQ?si=CXrYDS9hfX7XnwDu">https://youtube.com/shorts/mzzmq6N9YNQ?si=CXrYDS9hfX7XnwDu</a></p> <p><b>Classes III–V:</b></p> <ul style="list-style-type: none"> <li>• <i>Paragraph Writing:</i> “Why We Celebrate Indian Air Force Day” – Students will write a short paragraph expressing respect and gratitude for the Air Force.</li> </ul>	 <p>A4 sheets, origami sheets sketch pens, colours.</p>	<p>Students will gain awareness about the significance of Indian Air Force Day and the role of the Air Force in national security. Through engaging activities like watching an informative video, making paper planes with thank-you notes, and writing paragraphs, they will develop a sense of patriotism, gratitude simultaneously enhancing their creativity and written expression.</p>

Week 4 (20 – 24 Oct) 24	I–V	<p><b><u>24 OCTOBER – UNITED NATIONS DAY</u></b></p> <p>Every year, <b>24 October</b> is celebrated as <b>United Nations Day</b> to mark the establishment of the UN in 1945. The UN works to promote <b>peace, friendship, human rights, and cooperation</b> among nations.</p> <p>On this day, we remember the importance of <b>unity and working together</b> to build a better and more peaceful world.</p> <p><b>Classes I–V:</b> Students will be shown the following video:</p> <p><a href="https://www.youtube.com/watch?v=F62L1TaDIUk">https://www.youtube.com/watch?v=F62L1TaDIUk</a></p> <p><b>Classes I –II:</b> <u>Flag Colouring:</u> Students will colour the United Nations flag and express a peace message aloud.</p> <p><b>Classes III –V:</b> <u>Poster Making:</u> 'Students will design posters on the theme <i>'Peace and Unity in the World'</i></p>	 <p>Bring UN flag outline worksheet, crayons</p> <p>A3/A4 sheets, sketch pens, colours</p>	<p>Learners will learn about the UN symbol, understand the value of peace, and practice oral expression.</p> <p>Learners will build awareness of international cooperation, creative expression, and teamwork.</p>
Week 5 (27 – 31 Oct)	I–V	<p><b><u>31 OCTOBER – RASHTRIYA EKTA DIWAS</u></b></p> <p>Every year, <b>31 October</b> is celebrated as <i>Rashtriya Ekta Diwas (National Unity Day)</i> to mark the birth anniversary of <b>Sardar Vallabhbhai Patel</b>, the Iron Man of India. He played a remarkable role in the integration of over 560 princely states into one united India after independence. This day is dedicated to strengthening the spirit of unity, integrity, and security of the nation.<b>Classes I–V:</b> Students will be shown the following video:</p> <p><a href="https://www.youtube.com/watch?v=3n">https://www.youtube.com/watch?v=3n</a></p>		<p>Learners will understand unity and cooperation, and develop group participation.</p> <p>Learners will learn about Sardar Patel, national integration, and develop public speaking and writing skills.</p>

		<p><u>K6Eoa7c68</u></p> <p><b>Classes I–II:</b></p> <p><b>Unity Pledge and Group Handprint Art</b>  Students will take the <b>Unity Pledge</b> and collaboratively create a colourful <b>Unity Collage</b> using their handprints.</p> <p><b>Unity Pledge (for young children)</b></p> <p><i>“I promise to stay united with my friends.  I will be kind, share, and live in peace.  Together, we make our country strong.”</i></p> <p><b>Classes III–V:</b></p> <p><b>Speech / Essay Writing</b>  Students will prepare and present a speech or write an essay on the topic:  <b><i>“The Importance of National Unity”</i></b></p>	<p>Coloured chart paper ,  paint colours , paint  brush sketch  pens/crayons</p>	
--	--	--	--	--

**DELHI PUBLIC SCHOOL, MATHURA ROAD**  
**ENVIRONMENT CLUB ACTIVITIES - OCTOBER 2025**  
**Classes – I-V**

Week & Dates	Day & Date	Class	Activity Description	Material Required	Learning Outcomes
6–10 October 2025 (Week 2)	13 October (Monday) – International Day for Disaster Risk Reduction	I–II	Drill - Earthquake/Fire; Fire fighter- Storytelling.	Flashcards, props, storybook 	Learn safety basics, recognize emergency needs, and respond with calmness.
		III–V	Safety Flipbook – Create a flipbook showing steps to stay safe during disasters like earthquakes or floods..	Paper, staplers, markers, images of emergency items 	Visual learning of safety steps, preparedness, sequencing events.