

DELHI PUBLIC SCHOOL, MATHURAROAD

JUNIOR SCHOOL

CLASSES (I-V)

NEWSLETTER - OCTOBER'2018



Dear Parents,

“Cleanliness is next to Godliness”, is a famous proverb which means maintenance of cleanliness leads a person towards goodness.

Cleanliness is a habit that should be cultivated in our minds. From early childhood, we should teach our children to maintain cleanliness the whole day (right from the start of the day till we go to bed).

To promote cleanliness among our children, the “Swachh Bharat Pakhwada” was held last month, in which we had conducted a gamut of activities. To take this a step further, we will be -


- ❖ *Educating, the children on Waste Management practices (separate bins for degradable and biodegradable wastes etc.)*
- ❖ *Cultural activities for inculcating the civic sense- highlighting the importance of a Green & Clean India.*
- ❖ *Carrying out campaigns against the use of plastic and burning the leaves and methods of their proper disposal.*
- ❖ *Conducting quizzes, elocution, painting, essay writing competitions on related themes etc.*
- ❖ *Showing documentary videos on importance of personal hygiene.*









So, let's all work together to keep our house, our school and our country clean, green and healthy!



Anju Sharma

Headmistress

Activities for the month of OCTOBER 2018

WEEK	GRADE	ACTIVITY DESCRIPTION	MATERIAL REQUIRED	LEARNING OUTCOMES
1st October- 5th October 2018 Gandhi Jayanti – 2nd October 2018	I – V	Quiz on the life, philosophy, achievements and contribution of Mahatma Gandhi in the freedom struggle of India.	Quiz uploaded on the smart board	To be able to understand and appreciate the contribution of Mahatma Gandhi in the development of free and independent India
8th October -12th October 2018 Singing week- 15th -17th October 2018	I	Students will prepare collage of the musical instrument and share information about any one of those instruments in the class.	A4 size sheet, cut outs of musical instruments, glue.	<ul style="list-style-type: none"> To be able to express themselves freely. To know more about the musical instruments.
	II	Students will find out the national anthem of any country and its history behind the same.		<ul style="list-style-type: none"> To be able to know appreciate the political background of countries.
	III	Students will find out information on any one International singer and share the details in the class.	A4 Size sheet, pictures of the singer	<ul style="list-style-type: none"> To be able to appreciate International music. To be able to know more about the International singers.
	IV-V	Students will find out about their favourite Indian singer and share the information in the class.	A4 Size sheet, pictures of the singer	<ul style="list-style-type: none"> To be able to appreciate Indian music and contribution of the singers in the same.
15th October – 17th October 2018 Dusshera – 19th October 2018 Vijayadasami is observed for different reasons and celebrated differently in various parts of the Indian subcontinent. In the eastern and northeastern states of India, Vijayadashami marks the end of Durga Puja, remembering goddess Durga's victory over the buffalo demon Mahishasura to help restore dharma. In the northern, southern and western states,	I	STICK PUPPET OF RAVANA 	Stick, golden paper, yellow pastel sheet, decoration material, sketch pens	<ul style="list-style-type: none"> To be able to appreciate the essence of the Dusherra festival. To be able to utilize waste material to prepare Dusherra decoration.
	II	DANDIYA STICK DECORATION	Old newspaper, coloured tape,	

<p>the festival is synonymously called Dussehra (also spelled Dasara, Dashahara). In these regions, it marks the end of "Ramlila" and remembers God Rama's victory over the Ravana, or alternatively it marks a reverence for one of the aspects of goddess Devi such as Durga or Saraswati.</p>			<p>ribbon, glue, tape</p>	
	<p>III</p>	<p>NOISE AND POLLUTION FREE FIRE CRACKER</p> 	<p>Card board, coloured sheets, golden sprinkler/tape, glue, colours</p>	
	<p>IV-V</p>	<p>Arrow making</p>  <p>STICK BOW & ARROW Easy Nature Craft for kids</p>	<p>Old newspaper, thread, glue, tape, decoration material</p>	
<p>22nd October- 26th 2018 Cooking Without Fire Sweet Bites (Diwali Celebration)</p>	<p>I</p>	<p>OREO BOMB</p> 	<p>Oreo biscuits(1 small packet), condensed milk(1 small tin), white/dark chocolate chips(50grams)</p>	<ul style="list-style-type: none"> • To be able to enjoy the festive season. • To be able to appreciate the skill of preparing food. • To be able to understand the essence of sharing, serving and celebrating festival with sweets.
<p>II</p>	<p>COCONUT LADOO</p> 	<p>Desiccated coconut(50gms), condensed milk (1 small tin), nuts(50gram)</p>		
<p>III</p>	<p>CHOCO LATTE BITES</p> 	<p>Chocos (1small packet, powdered), nutella, sprinklers</p>		
<p>IV</p>	<p>OATS AND PEANUT BUTTER BITES</p> 	<p>Rolled oats(100gms), peanut butter(100gms), nuts/ berries mix(50grms)</p>		
<p>V</p>	<p>CAKE POPS</p> 	<p>Chocolate/vanilla sponge cake(100grms), Nutella, chocolate/strawberry syrup, sprinklers/gems/nuts for decoration</p>		

<p>29th October- 31st October 2018 Diwali- 4th November 2018 Diwali, or Deepavali, is the Hindu festival of lights, which is celebrated every autumn in the northern hemisphere and spring in southern hemisphere. One of the most popular festivals of Hinduism, Diwali symbolises the spiritual "victory of light over darkness, good over evil and knowledge over ignorance". During the celebration, temples, homes, shops and office buildings are brightly illuminated.^[9] The preparations, and rituals, for the festival typically last five days, with the climax occurring on the third day coinciding with the darkest night of the Hindu Lunisolar month Kartika. In the Gregorian calendar, the festival generally falls between mid-October and mid-November.</p>	I	<p>DIYA MAKING</p> 	Origami sheets, stapler, glue, decoration material.	<ul style="list-style-type: none"> • To be able to develop craft skill. • To be able to develop aesthetic skill and appreciate the beauty of the handmade material. • To be able to understand the essence of Diwali festival.
	II	<p>RANGOLI CUT OUT</p> 	Image of rangoli design, paper cut out of rangoli design, colours, decoration material, a pair of scissors	
	III	<p>BANDHANWAR</p> 	Pastel sheets, origami sheets, decoration material. Ribbon/thread, glue, stapler	
	IV	<p>3D STATUE OF LORD GANESHA</p> 	Disposable glass(white color), golden paper, orange/blue cut out of trunk and ears of an elephant	
	V	<p>DIYA HOLDER</p> 	2 Cardboard cut outs (5inches and 8inches each), colourful beads and other decoration material, colourful thread, diyas, colours and other decoration material	

Apart from the craft activities, following activities can be done across the grade to help students express their views on Diwali festival.

1. Write a letter to your friend living in Australia, sharing information on how we celebrate Diwali In India. You can attach picture, make drawings and cards to appreciate the beauty of this festival.
2. Crossword on Diwali (attached)
3. Story behind Diwali celebration in the form of word search.(attached).
Find out the words that tell us about the story behind Diwali celebration. Use the words to weave a story behind the story.

DIWALI STORIES

<https://www.youtube.com/watch?v=IsrCED0W014>

https://www.youtube.com/watch?v=0Dc2jt31Mh8&index=4&list=PL1_0-ahjJfMJil-vaFWTPeD9uo2ef1Mip

<https://www.youtube.com/watch?v=pp59n0So-XE>

<https://www.youtube.com/watch?v=ckrotzDhBf8>