

DELHI PUBLIC SCHOOL, MATHURA ROAD
JUNIOR SCHOOL
CLASSES (I-V)
NEWSLETTER - DECEMBER'2018

Dear Parents,

Another term draws to a close and there is so much to celebrate!! Our monthly newsletters are a way of communicating that success, fullness and richness of the education that we offer to our young ones extends beyond the pure academic. We would like to express our thanks to all of you for entrusting your most precious possession in our care, your child.

Instil Thankfulness in Your Child.-

It's never too early to teach your child about thankfulness. Talk to them about the things in their life for which they are thankful for -family, friends, caring, sharing and ask them to share a few incidents as well.

Extend the discussion beyond physical possessions. For instance, if they are thankful for a favourite toy, say "Grandma has bought them a toy, so we are thankful to her".

One should always share their gratitude out loud and show appreciation and respect for those around us through actions. Like by giving a hug or smile or by saying "You made my day!", "You're the best.", "My heart is still smiling"




So, keep reinforcing the concepts of generosity and compassion in your child to strengthen their connection with their community and help them to become more sensitive towards the feelings of others.






Anju Sharma
(Headmistress)





Start
each day
WITH A
grateful
heart

Activities for the month of December 2018

WEEK	GRADE	ACTIVITY DESCRIPTION	MATERIAL REQUIRED	LEARNING OUTCOMES
3rd – 7th DECEMBER 2018 CELEBRATING THE WINTER SEASON	I	Snowman making Children to prepare a snowman using disposable glass and decorate it. They can speak about the place from where their snowman has come from. 	Disposable glass, decoration material, glue stick	<ul style="list-style-type: none"> To be able to enjoy the onset of winter season. To be able to understand the changes in the weather during the winter season. To be able to know about the reaction of animals during the winter season.
	II	Snowflakes making using popsicles Children to make snowflakes and hang it on the windows to mark the commencement of winter season. 	Popsicles, glue, decoration material	
	III	Where do animals go in winters? Children to prepare a collage to show the hide outs of animals during winter season. 	A4 size sheet, crayons, decoration material, glue	
	IV-V	Hibernating animals Children to prepare a paper presentation on any one animal that hibernates and present it in the class.	A4 size sheet	
10th -15th DECEMBER 2018 Celebrating the Dance Week	I	Box Step Dance Teacher would make pairs of students. She would make a box on the floor and students would dance	Chalk, Music system	<ul style="list-style-type: none"> To be able to develop fondness for the dance. To be able to do

		in it. If they step out, their team would be disqualified.		physical exercise through these dance activities.
	II	Alphabet dance Teacher to speak out any alphabet and students to show that alphabet in their dance moves.	Music system	<ul style="list-style-type: none"> To be able to build a rapport with the classmates and teacher. To be able to know the dance forms of the world.
	III	Jungle Jamboree Teacher would speak out names of some animals and children would show the moves of those animals while dancing.	Music system	
	IV-V	Dance forms of the World Students to collect information about any International or National dance form and perform few steps of the same in the class.	A4 size sheet, images of dance forms	
17th -21st December 2018 Preparing for Christmas	I	Santa Face 	Paper plate, decoration material, glue stick	<ul style="list-style-type: none"> To be able to understand the essence of Christmas celebration. To be able to enjoy and participate in the Christmas celebration.
	II	Reindeer Headgear 	Brown paper, black sketch pen, glue, stapler	
	III	Wreath making 	White paper plate, green hand cut outs, glue, decoration material	
	IV	Christmas card in the shape of Christmas tree 	Green A4 size sheet, glue, decoration material	
	V	Christmas decoration using popsicles 	Popsicles, glue, decoration material	
24th-29th December 2018 Biding adieu to Year 2018	I-II	New Year Wish Wand Children will make a wish band and write their wish for the new year on it.	Popsicle, star shape cut outs, transparent sheet, decoration material, glue, sketch pens	<ul style="list-style-type: none"> To be able to look back and reflect at the year gone by and learning from their mistakes. To be able to make

			<p>new resolutions for the coming year.</p> <ul style="list-style-type: none"> • To be able to make wish for the coming year. • To be able to understand how New Year is celebrated across the globe. • To bid adieu to the current year.
III	<p>My Year gone by! Children to make a picture collage of the happy moments they had in the year 2018.</p>	A4 size sheets, coloured pictures, crayons, decoration material	
IV	<p>New Year resolution Chain On the strip of paper children will write their new year resolutions and staple them to form a chain and hang it in their room so that they are reminded of their resolutions every day.</p> 	Paper strips, sketch pens, stapler	
V	<p>New Year celebration across the globe Children would collect information about the New Year celebration in any one country of the world and write about it on the post card to be sent or given to their friend.</p>	A4 size sheet, images, crayons, postcard	

<https://www.youtube.com/watch?v=88NQnJYrBAM>

<https://www.youtube.com/watch?v=Ilohnlp2sws>

<https://www.youtube.com/watch?v=z12HVhwqnMs>

<https://www.youtube.com/watch?v=N6p6LRtQ2WY>

<https://www.youtube.com/watch?v=9acv-1eEm28>

<https://www.youtube.com/watch?v=1KIDrDOy9hg>

<https://www.youtube.com/watch?v=jmdtLfc1Gjk>

<https://www.youtube.com/watch?v=stFuBib9pLk>